





Beyond 2010 Budget

	 Dollars	 Swiss Francs	 Euros	 Rand
Overall Budget				
Refs2Refs	101,500	99,602	76,186	698,188
Volunteers for African Sport	421,400	413,520	316,303	2,898,684
Organizers2Organizers	57,500	56,425	43,160	395,525
Total (with all Recommendations implemented)	580,400	569,547	435,648	3,992,397
Refs2Refs				
Travel	7,000	6,869	5,254	48,151
Accommodation	1,750	1,717	1,314	12,038
Training Materials	1000	981	751	6,879
Conference Space	400	393	300	2,751
Total for 1 Conference	10,150	9,960	7,619	69,819
Total for 10 Conferences (Recommended)	101,500	99,601.95	76,185.9	698,188.05
Volunteers for African Sport				
Travel	150,000	147,195	112,590	1,031,805
Accommodation	134,400	131,887	100,881	924,497
Conference Space	5,000	4,907	3,753	34,394
Document Creation and Publication	20,000	19,626	15,012	137,574
Stipend	112,000	109,906	84,067	770,414
Total	421,400	413,520	316,303	2,898,684
Organizers2Organizers				
Travel	5,000	4,907	3,753	34,394
Accommodation	3,500	3,435	2,627	24,075
Conference Space	2,000	1,963	1,501	13,757
Conference Amenities	1,000	981	751	6,879
Total for 1 Conference	11,500	11,285	8,632	79,105
Total for 5 Conferences (Recommended)	57,500	56,424.75	43,159.5	395,525.25

Per Conference with 7 South African Participants

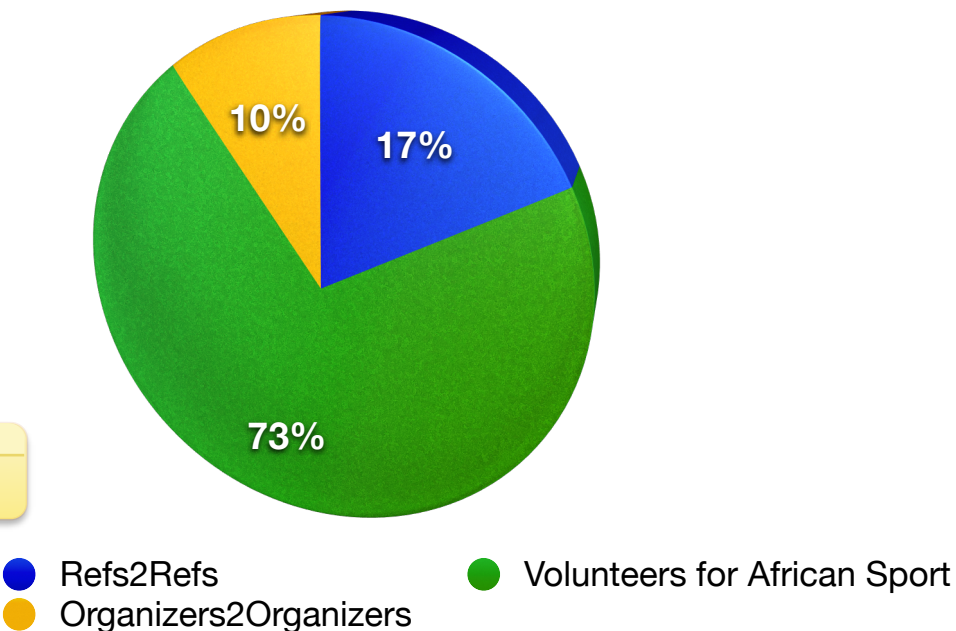
Total for the 13 month program (5 events) for 20 South African participants

112 days @ 60 USD per person

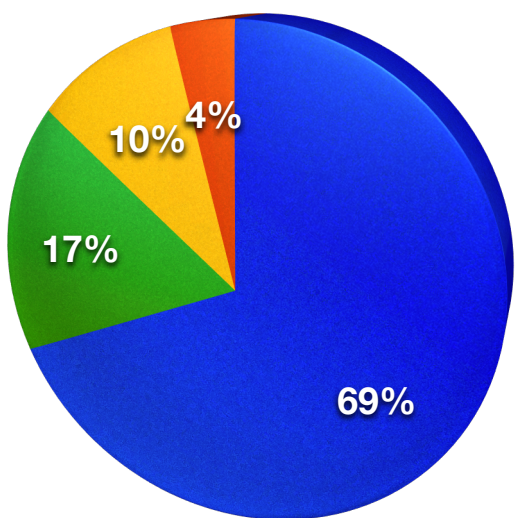
50 USD per day for 20 people

Per Conference For 7 representatives of the LOC for a 5 day event

Overall Budget

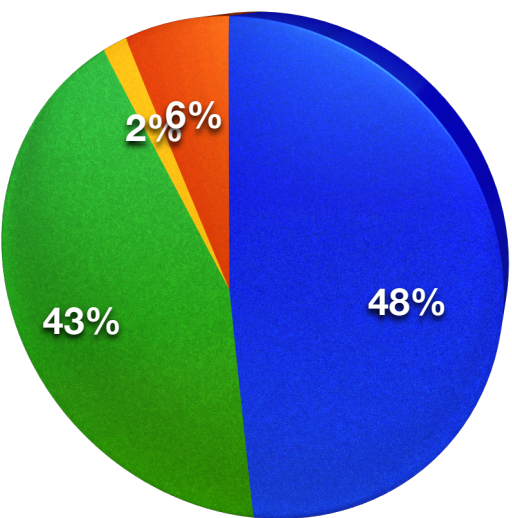


Refs2Refs



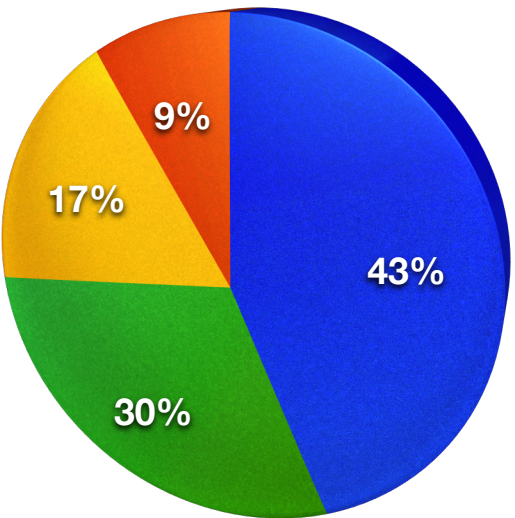
Travel
Accommodation
Training Materials
Conference Space

Volunteers for African Sport



Travel
Accommodation
Conference Space
Document Creation and Publication

O2O



Travel
Accommodation
Conference Space
Conference Amenities